

ISO 16028

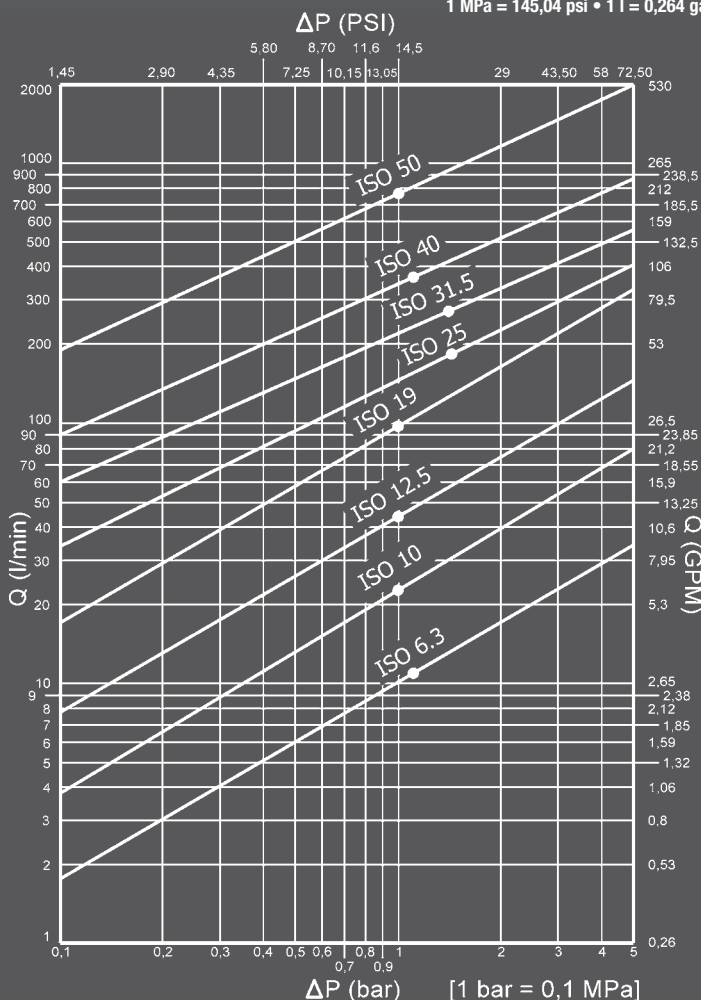
VALVOLA PIANA/ACCIAIO
FLAT FACE/STEEL
FLACHDICHTEND/STAHL
CLAPET PLAT/ACIER

Caratteristiche tecniche

- Norma: ISO 16028
- Occlusione: faccia piana
- Aggancio: sfere radiali
- Materiale: acciaio
- Finitura: Zn-Fe (Cr III)
- Filettature: BSP - NPT - SAE
- Guarnizioni standard: NBR
- Temperatura d'esercizio: -25 °C +100 °C
- Guarnizioni opzionali: FKM, EPDM o altro
- Pressioni di esercizio: 250-300 bar
- Connessione in pressione: non consentita

Nominal size				Max working pressure	Rated flow	Max flow rate	Min burst pressure			Fluid spillage
DNP	BG	ISO	mm				Male	Female	Coupled	
06	1	6.3	6	30	12	24	180	120	140	0,008
13	2	10	8,6	25	23	46	160	100	160	0,010
20	3	12.5	10,7	25	45	90	150	110	190	0,012
25	4	19	14,8	25	100	200	140	110	140	0,020
30	5	25	17,6	25	189	280	130	100	140	0,030
35	6	31.5	26	25	260	520	100	120	110	0,040
39	7	40	30	25	379	700	120	120	110	0,050
50	8	50	40,6	25	757	1000	100	100	100	0,100

1 MPa = 145,04 psi • 1 l = 0,264 gal



Technical data

- Standard: ISO 16028
- Occlusion: flat face
- Locking: radial balls
- Material: steel
- Finishing: Zn-Fe (Cr III)
- Threads: BSP - NPT - SAE
- Standard seals: NBR
- Working temperature: -25 °C +100 °C
- Optional seals: FKM, EPDM or more
- Working pressure: 250-300 bar
- Connection under pressure: not allowed

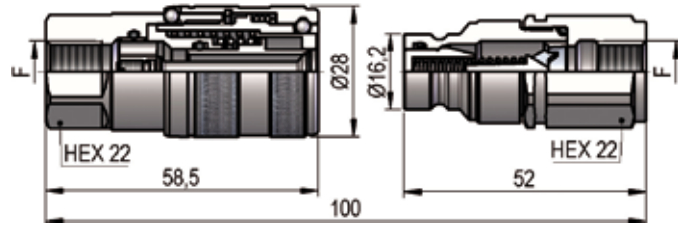
Technische Merkmale

- Norm: ISO 16028
- Verschluss: flachdichtend
- Kupplung: Radialkugeln
- Werkstoff: Stahl
- Ausführung: Zn-Fe (Cr III)
- Gewinde: BSP - NPT - SAE
- Standard-Dichtungen: NBR
- Betriebstemperatur: -25 °C +100 °C
- Dichtungen nach Wahl: FKM, EPDM, usw.
- Betriebsdruck: 250-300 bar
- Kuppeln unter Druck: nicht möglich

Caracteristiques techniques

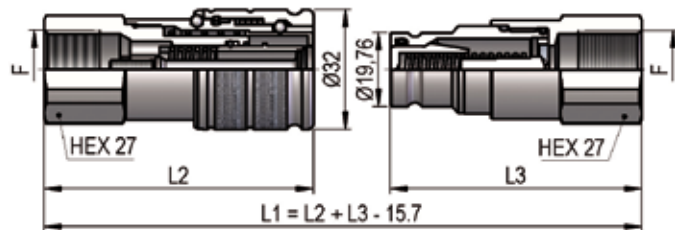
- Norme: ISO 16028
- Obturation: clapet plat
- Accrochage: billes radiales
- Matériel: acier
- Traitement: Zn-Fe (Cr III)
- Taraudage: BSP - NPT - SAE
- Joints standard: NBR
- Température de service: -25 °C +100 °C
- Joints facultatifs: FKM, EPDM, ect.
- Pression de service: 250-300 bar
- Connexion sous pression: pas possible

PLT1 DN06 - BG 1 - ISO 6.3



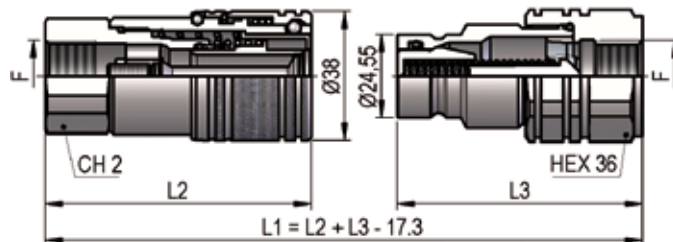
F	STANDARD	FEMMINA - FEMALE - MUFFE - FEMELLE			MASCHIO - MALE - STECKER - MALE		
		COD. F	Weight (g)	Packaging (pcs.)	COD. M	Weight (g)	Packaging (pcs.)
BSP 1/4"	DIN 3852-2-X	PLT1.0606.002	181	100	PLT1.0606.003	96	200
NPT 1/4"	ANSI B1.20.3	PLT1.0606.012	181	100	PLT1.0606.013	96	200

PLT1 DN13 - BG 2 - ISO 10



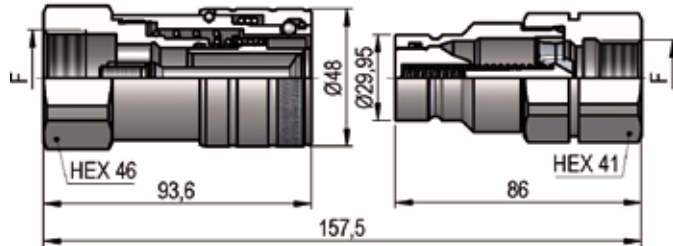
L2	L3	F	STANDARD	FEMMINA - FEMALE - MUFFE - FEMELLE			MASCHIO - MALE - STECKER - MALE		
				COD. F	Weight (g)	Packaging (pcs.)	COD. M	Weight (g)	Packaging (pcs.)
67,3	63,5	BSP 3/8"	DIN 3852-2-X	PLT1.1310.002	256	60	PLT1.1310.003	156	76
67,3	63,5	NPT 3/8"	ANSI B1.20.3	PLT1.1310.012	259	60	PLT1.1310.013	159	76
72,3	67,5	BSP 1/2"	DIN 3852-2-X	PLT1.1313.002	253	60	PLT1.1313.003	151	76
72,3	67,5	NPT 1/2"	ANSI B1.20.3	PLT1.1313.012	256	60	PLT1.1313.013	154	76

PLT1 DN20 - BG 3 - ISO 12.5



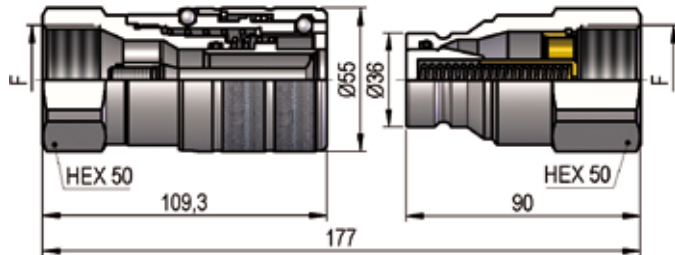
CH2	L2	L3	F	STANDARD	FEMMINA - FEMALE - MUFFE - FEMELLE			MASCHIO - MALE - STECKER - MALE		
					COD. F	Weight (g)	Packaging (pcs.)	COD. M	Weight (g)	Packaging (pcs.)
32	78,5	72,5	BSP 1/2"	DIN 3852-2-X	PLT1.2013.002	413	35	PLT1.2013.003	305	42
32	84	74	NPT 1/2"	ANSI B1.20.3	PLT1.2013.012	408	35	PLT1.2013.013	314	42
36	84	74,5	BSP 3/4"	DIN 3852-2-X	PLT1.2019.002	445	35	PLT1.2019.003	282	42
36	84	74	NPT 3/4"	ANSI B1.20.3	PLT1.2019.012	451	35	PLT1.2019.013	290	42

PLT1 DN25 - BG 4 - ISO 19



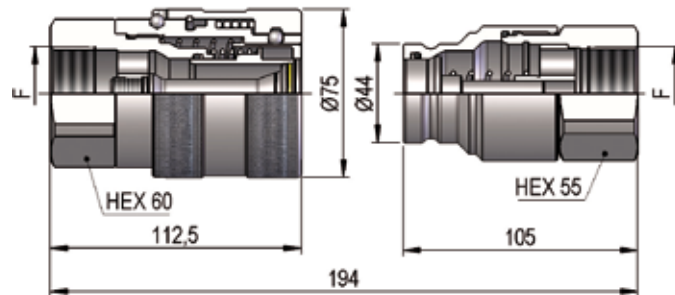
F	STANDARD	FEMMINA - FEMALE - MUFFE - FEMELLE			MASCHIO - MALE - STECKER - MALE		
		COD. F	Weight (g)	Packaging (pcs.)	COD. M	Weight (g)	Packaging (pcs.)
BSP 3/4"	DIN 3852-2-X	PLT1.2519.002	850	23	PLT1.2519.003	478	30
NPT 3/4"	ANSI B1.20.3	PLT1.2519.012	857	23	PLT1.2519.013	485	30
BSP 1"	DIN 3852-2-X	PLT1.2525.002	789	23	PLT1.2525.003	423	30
NPT 1"	ANSI B1.20.3	PLT1.2525.012	801	23	PLT1.2525.013	435	30

PLT1 DN30 - BG 5 - ISO 25



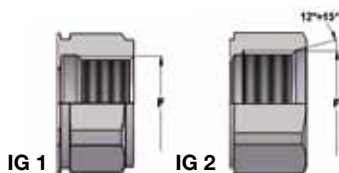
F	STANDARD	FEMMINA - FEMALE - MUFFE - FEMELLE			MASCHIO - MALE - STECKER - MALE		
		COD. F	Weight (g)	Packaging (pcs.)	COD. M	Weight (g)	Packaging (pcs.)
BSP 1 1/4"	DIN 3852-2-X	PLT1.3031.002	1139	7	PLT1.3031.003	648	20
NPT 1 1/4"	ANSI B1.20.3	PLT1.3031.012	1162	7	PLT1.3031.013	661	20

PLT1 DN35 - BG 6 - ISO 31.5

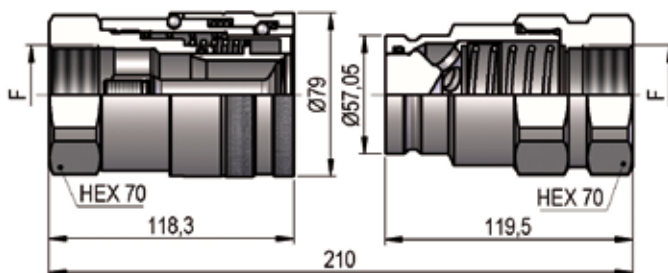


THREADS	F	STANDARD	FEMMINA - FEMALE - MUFFE - FEMELLE			MASCHIO - MALE - STECKER - MALE		
			COD. F	Weight (g)	Packaging (pcs.)	COD. M	Weight (g)	Packaging (pcs.)
IG 1	BSP 1 1/4"	DIN 3852-2-X	PLT1.3531.002	2376	8	PLT1.3531.003	1117	18
	NPT 1 1/4"	ANSI B1.20.3	PLT1.3531.012	2400	8	PLT1.3531.013	1130	18
IG 2	1 1/8-12 UN 2B	SAE J 1926-1	PLT1.3541.032	2388	8	PLT1.3541.033	1120	18

THREADS

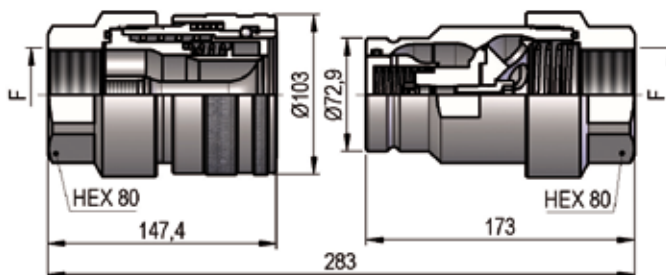


PLT1 DN39 - BG 7 - ISO 40



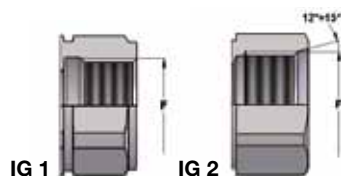
THREADS	F	STANDARD	FEMMINA - FEMALE - MUFFE - FEMELLE			MASCIO - MALE - STECKER - MALE		
			COD. F	Weight (g)	Packaging (pcs.)	COD. M	Weight (g)	Packaging (pcs.)
IG 1	BSP 1"½	DIN 3852-2-X	PLT1.3939.002	2703	5	PLT1.3939.003	1879	10
	NPT 1"½	ANSI B1.20.3	PLT1.3939.012	2718	5	PLT1.3939.013	1893	10
IG 2	1"7/8-12 UN 2B	SAE J 1926-1	PLT1.3947.032	2680	5	PLT1.3947.033	1840	10

PLT1 DN50 - BG 8 - ISO 50



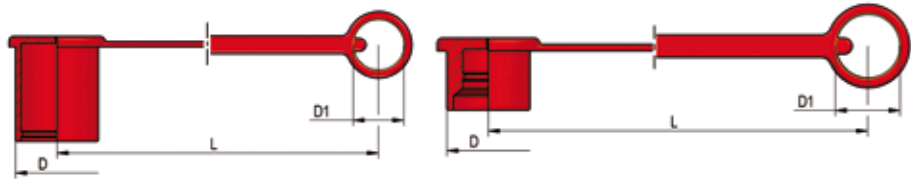
THREADS	F	STANDARD	FEMMINA - FEMALE - MUFFE - FEMELLE			MASCIO - MALE - STECKER - MALE		
			COD. F	Weight (g)	Packaging (pcs.)	COD. M	Weight (g)	Packaging (pcs.)
IG 1	BSP 2"	DIN 3852-2-X	PLT1.5051.112	5500	5	PLK4.5051.113	4890	6
	NPT 2"	ANSI B1.20.3	PLT1.5051.012	5400	5	PLK4.5051.013	4790	6
	1"½	SAE 3000	PLT1.5051.002	6440	5	PLK4.5051.003	5830	6
IG 2	2"½-12 UN 2B	SAE J 1926-1	PLT1.5063.032	5300	5	PLK4.5063.033	4780	6

THREADS



PLASTIC CAPS

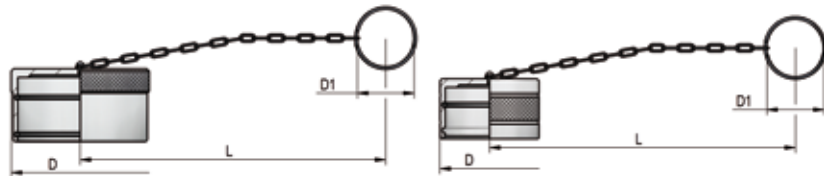
NOMINAL SIZE		FEMALE DUST PLUG						MALE DUST CAP						COLOUR	MATERIAL
DNP	BG	ISO	COD. F	Dimensions			Weight	COD. M	Dimensions			Weight			
				D	L	D1	(g)		D	L	D1	(g)			
06	1	6.3	SPLT.06002	32,5	200	20	16	SPLT.06003	26	200	20	13		PVC	
13	2	10	SPLT.13002	37	200	26	21	SPLT.13003	27,5	200	26	15		PVC	
20	3	12.5	SPLT.20002	43	200	31,5	29	SPLT.20003	35	200	31,5	26		PVC	
25	4	19	SPLT.25002	53,5	265	35	51	SPLT.25003	43	265	35	41		PVC	
30	5	25	SPLT.30002	63	280	48	92	SPLT.30003	50	280	48	66		PVC	



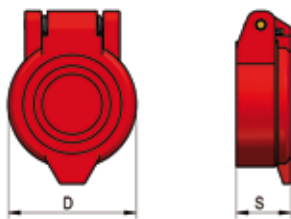
METAL CAPS

NOMINAL SIZE		FEMALE DUST PLUG						MALE DUST CAP						MATERIAL
DNP	BG	ISO	COD. F	Dimensions			Weight	COD. M	Dimensions			Weight		
				D	L	D1	(g)		D	L	D1	(g)		
06	1	6.3	SPLT.06202	46	200	32	41	SPLT.06203	33	200	32	28	Aluminum	
13	2	10	SPLT.13202	40	200	32	48	SPLT.13203	30	200	32	39	Aluminum	
20	3	12.5	SPLT.20202	60	200	32	53	SPLT.20203	42	200	32	40	Aluminum	
25	4	19	SPLT.25202	55	275	47,5	74	SPLT.25203	40	275	47,5	66	Aluminum	
30	5	25	SPLT.30202	65	275	47,5	126	SPLT.30203	45	275	47,5	71	Aluminum	
35	6	31.5	SPLT.35202*	-	-	-	-	SPLT.35203*	-	-	-	-	Aluminum	
39	7	40	SPLT.39202	90	275	47,5	207	SPLT.39203	68	275	47,5	155	Aluminum	
50	8	50	SPLT.50202	114	275	47,5	360	SPLK.50203	83	275	47,5	210	Aluminum	

* REALIZZATI SU RICHIESTA DEL CLIENTE
 AVAILABLE ON REQUEST
 AUF ANFRAGE LIEFERBAR
 DISPONIBLES SUR DEMANDE

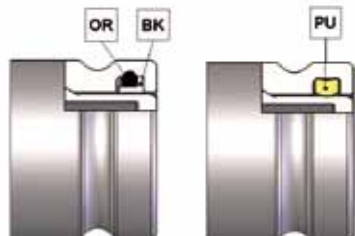


AUTOMATIC CAPS



NOMINAL SIZE		AUTOMATIC FEMALE CAP						COLOUR	MATERIAL
DNP	BG	ISO	COD. F	Dimensions		Weight			
				D	S	(g)			
13	2	10	SPLT.13302	38	16,8	17		Nylon	
13	2	10	SPLT.13342	38	16,8	17		Nylon	
20	3	12.5	SPPV.13302	46	18,4	24		Nylon	
20	3	12.5	SPPV.13312	46	18,4	24		Nylon	
20	3	12.5	SPPV.13322	46	18,4	24		Nylon	
20	3	12.5	SPPV.13332	46	18,4	24		Nylon	
20	3	12.5	SPPV.13342	46	18,4	24		Nylon	

SPARE PARTS



NOMINAL SIZE		MALE GASKET			MALE GASKET	
DNP	BG	ISO	OR (NBR*)	BK (PTFE)	PU (POLYURETHANE)	
06	1	6.3	PLT.006.120	PLT.006.130	-	
13	2	10	PLT.013.120	PLT.013.130	PLK.013.210	
20	3	12.5	PLT.019.120	PLT.019.130	PVT.019.210	
25	4	19	PLT.025.120	PLT.025.130	PVT.025.210	
30	5	25	PLT.031.120	PLT.031.130	PVT.030.210	
35	6	31.5	PLS.025.120	PLT.035.130	-	
39	7	40	PLT.039.120	PLT.039.130	-	
50	8	50	PLK.050.120	PLK.050.130	-	

* AL CODICE DELLA GUARNIZIONE IN NBR AGGIUNGERE 'E' PER EPDM O 'V' PER VITON
 TO THE NBR GASKET CODE ADD 'E' FOR EPDM OR 'V' FOR VITON
 ZU DER ARTIKELNR. DER NBR DICHTUNG GEBEN SIE 'E' FUER EPDM ODER 'V' FUER VITON AN
 AU CODE DU JOINT EN NBR JOINDRE 'E' POUR EPDM OU 'V' POUR VITON